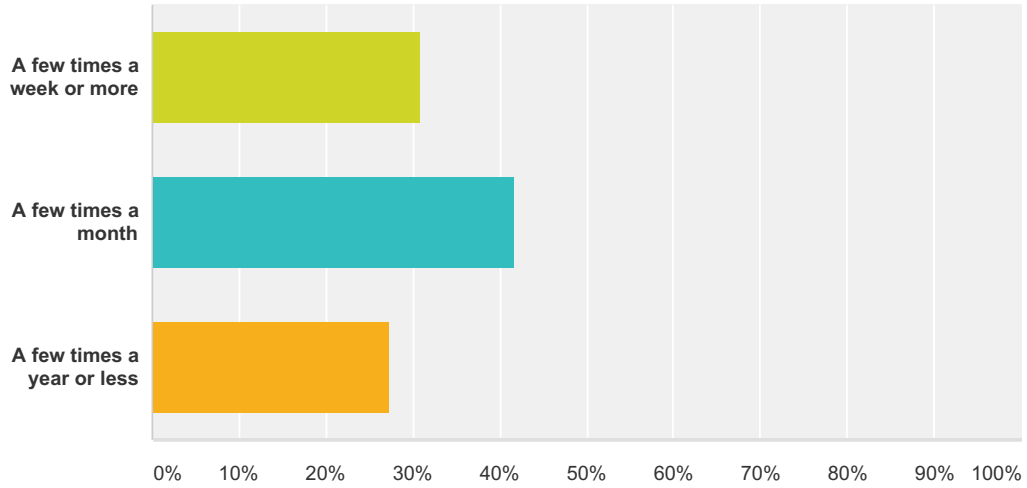


Q1 How often do you travel to, from or within San Francisco between the hours of midnight and 5 am?

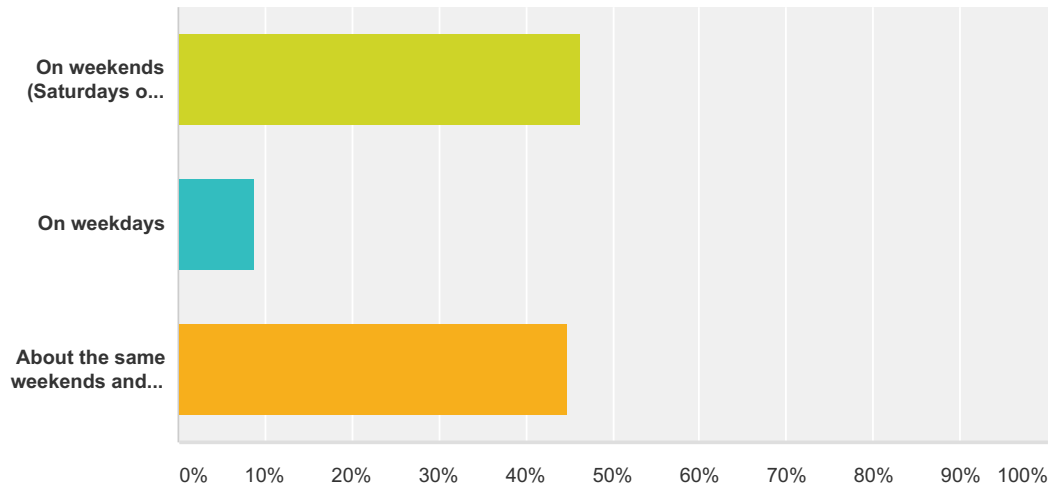
Answered: 2,778 Skipped: 27



Answer Choices	Responses
A few times a week or more	30.96% 860
A few times a month	41.76% 1,160
A few times a year or less	27.29% 758
Total	2,778

Q2 When you travel during those hours, is it mainly...?

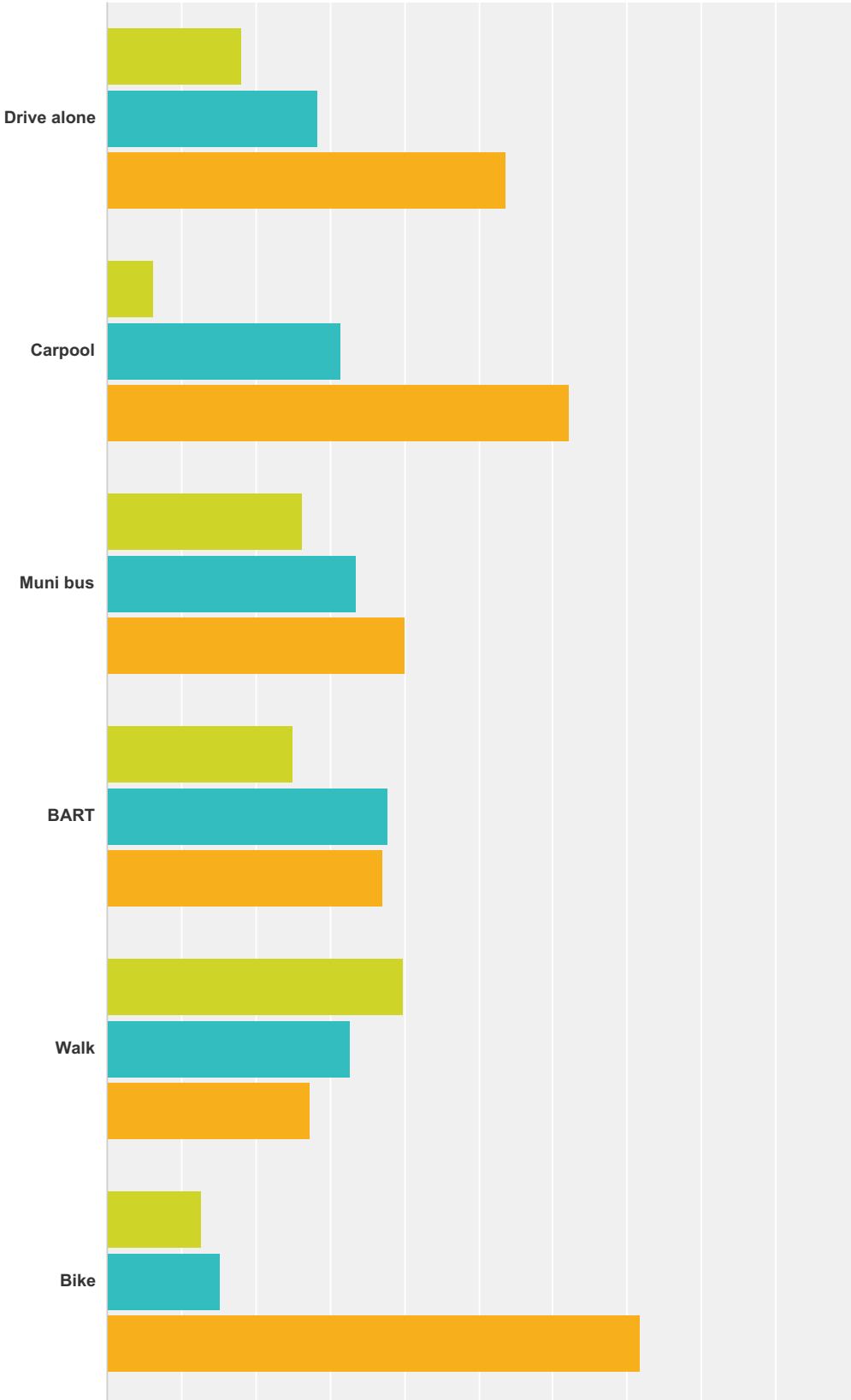
Answered: 2,759 Skipped: 46



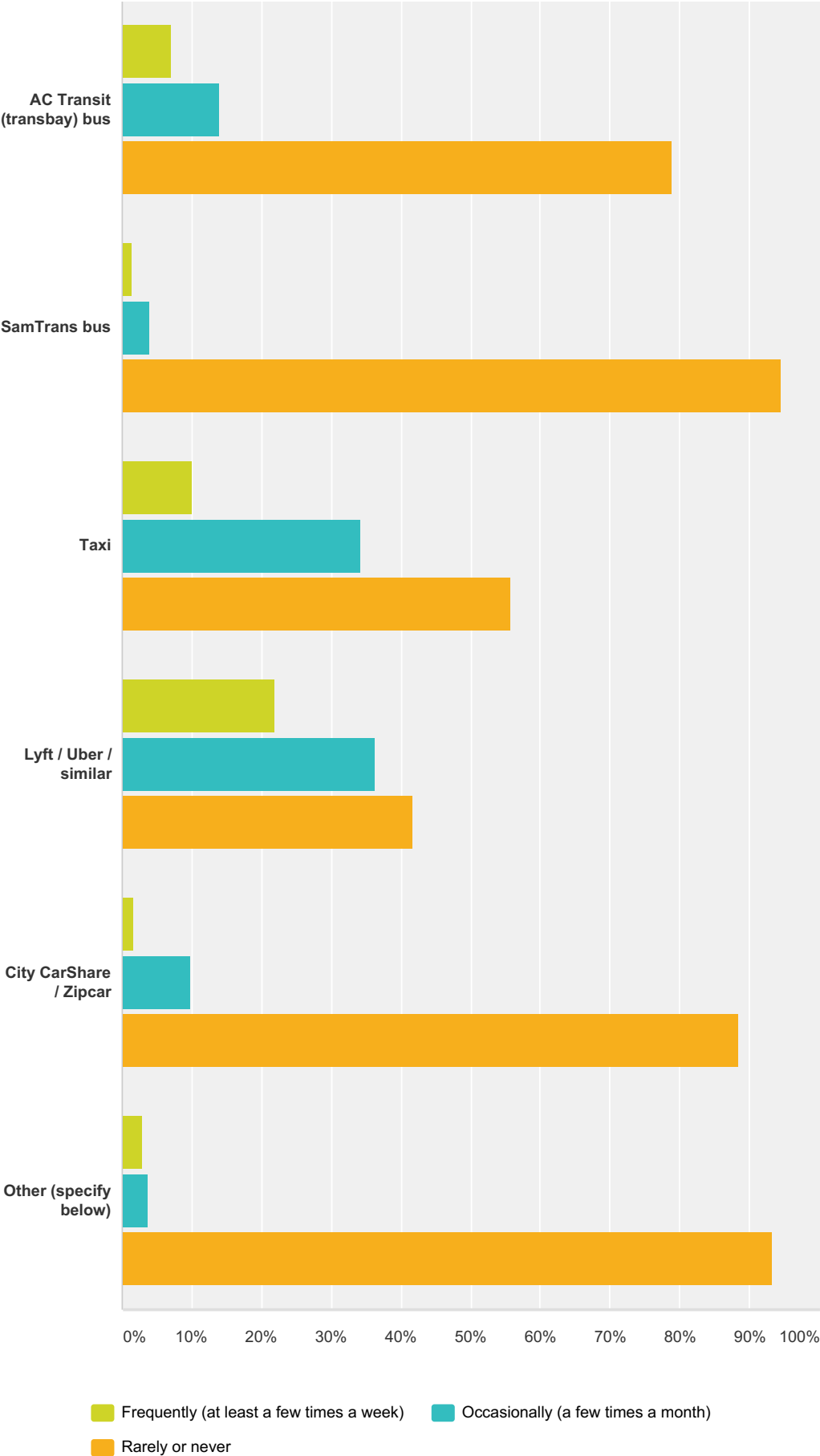
Answer Choices	Responses
On weekends (Saturdays or Sundays, midnight to 5 am)	46.25% 1,276
On weekdays	8.81% 243
About the same weekends and weekdays	44.94% 1,240
Total	2,759

Q3 How often do you use these forms of transportation to travel to, from or within San Francisco during those hours?

Answered: 2,786 Skipped: 19



Improving All-Night Transportation in San Francisco

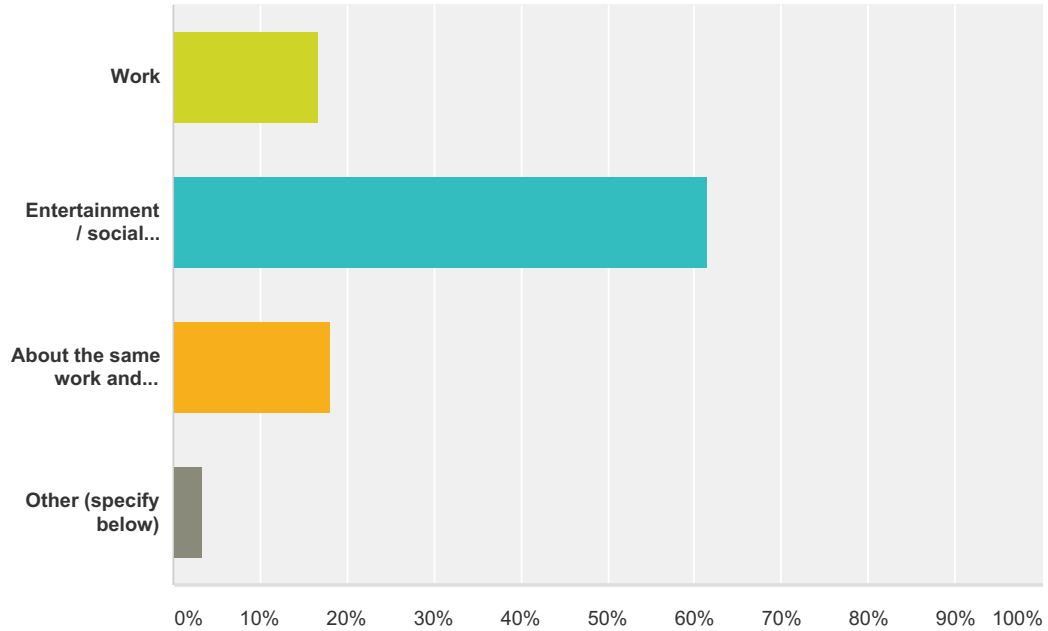


Improving All-Night Transportation in San Francisco

	Frequently (at least a few times a week)	Occasionally (a few times a month)	Rarely or never	Total
Drive alone	18.09% 429	28.29% 671	53.63% 1,272	2,372
Carpool	6.18% 133	31.51% 678	62.31% 1,341	2,152
Muni bus	26.38% 605	33.54% 769	40.08% 919	2,293
BART	25.06% 594	37.72% 894	37.22% 882	2,370
Walk	39.93% 886	32.76% 727	27.31% 606	2,219
Bike	12.83% 264	15.26% 314	71.90% 1,479	2,057
AC Transit (transbay) bus	7.08% 150	14.06% 298	78.87% 1,672	2,120
SamTrans bus	1.56% 31	3.87% 77	94.58% 1,883	1,991
Taxi	9.99% 218	34.22% 747	55.79% 1,218	2,183
Lyft / Uber / similar	21.90% 505	36.38% 839	41.72% 962	2,306
City CarShare / Zipcar	1.64% 33	9.84% 198	88.52% 1,782	2,013
Other (specify below)	2.99% 41	3.79% 52	93.23% 1,280	1,373

Q4 If you travel to, from or within San Francisco between midnight and 5 am, what is usually the purpose?

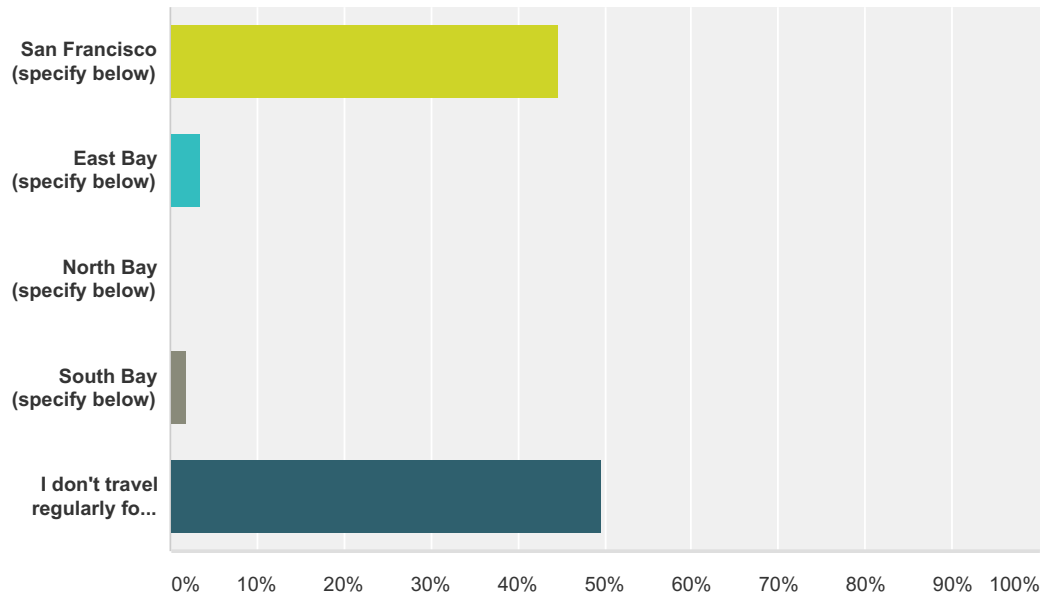
Answered: 2,672 Skipped: 133



Answer Choices	Responses
Work	16.77% 448
Entertainment / social (restaurants, bars, clubs, movies, etc.)	61.56% 1,645
About the same work and entertainment	18.26% 488
Other (specify below)	3.41% 91
Total	2,672

Q5 If the trip purpose is work, where is your job located?

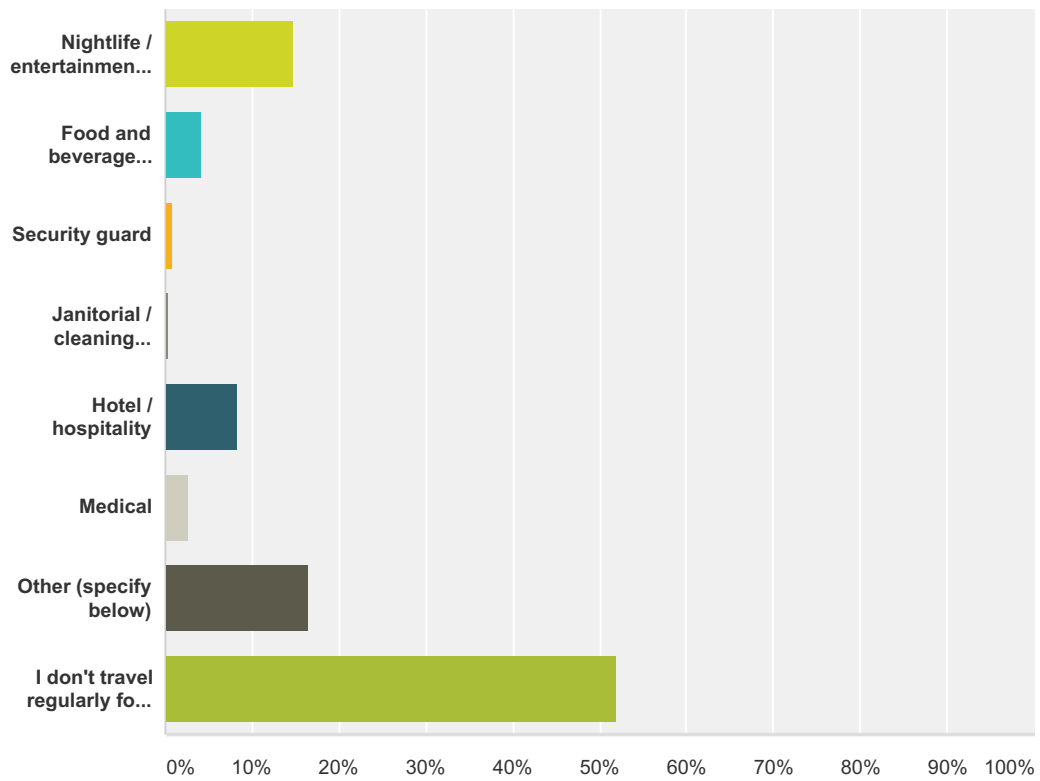
Answered: 2,137 Skipped: 668



Answer Choices	Responses
San Francisco (specify below)	44.64% 954
East Bay (specify below)	3.60% 77
North Bay (specify below)	0.28% 6
South Bay (specify below)	1.82% 39
I don't travel regularly for work at those hours	49.65% 1,061
Total	2,137

Q6 If the trip purpose is work, what is your industry or occupation?

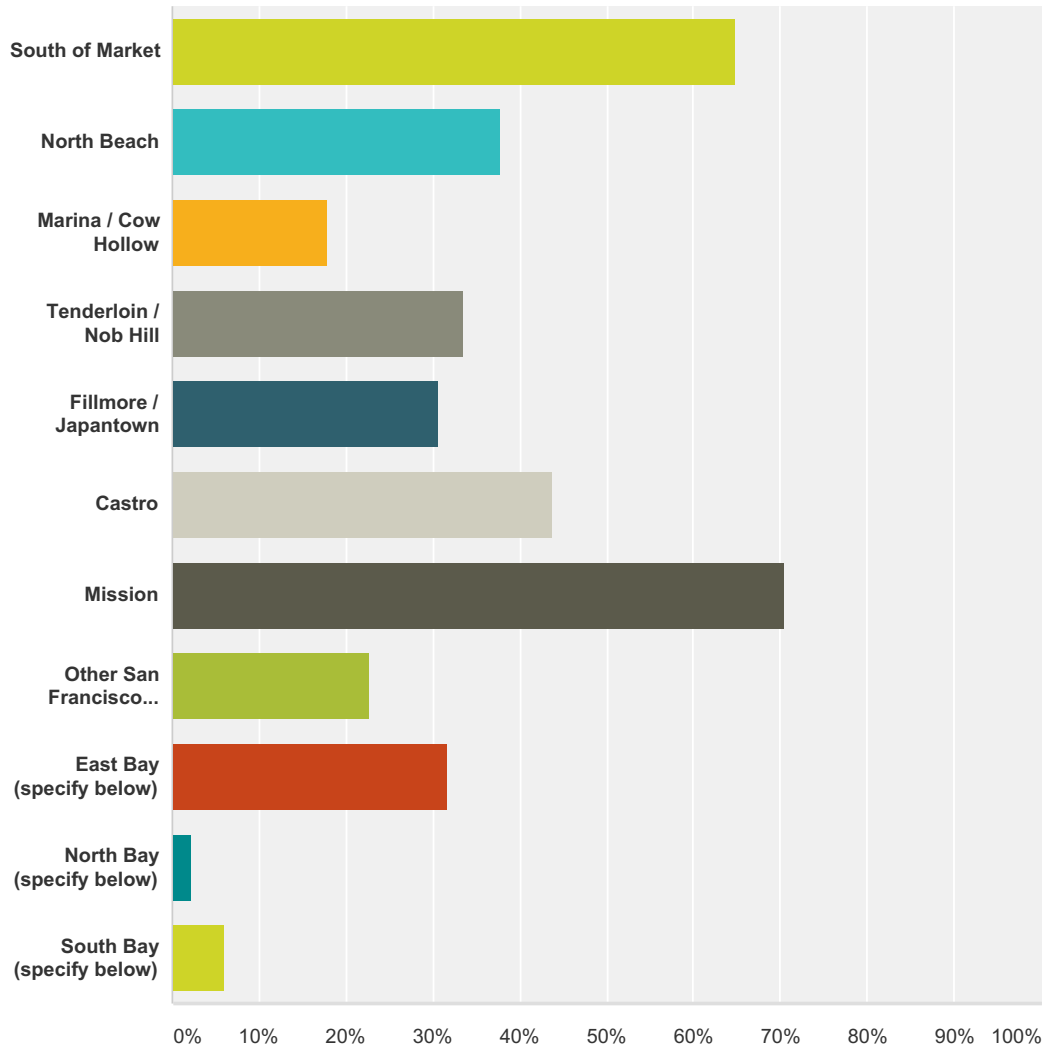
Answered: 2,087 Skipped: 718



Answer Choices	Responses
Nightlife / entertainment (restaurant, bar, nightclub, live music, etc.)	14.90% 311
Food and beverage production / distribution (bakery, supermarket, etc.)	4.22% 88
Security guard	0.91% 19
Janitorial / cleaning services	0.34% 7
Hotel / hospitality	8.39% 175
Medical	2.73% 57
Other (specify below)	16.44% 343
I don't travel regularly for work at those hours	52.08% 1,087
Total	2,087

Q7 Which of these areas do you visit between midnight and 5 am for entertainment / social purposes a few times a year or more?

Answered: 2,559 Skipped: 246



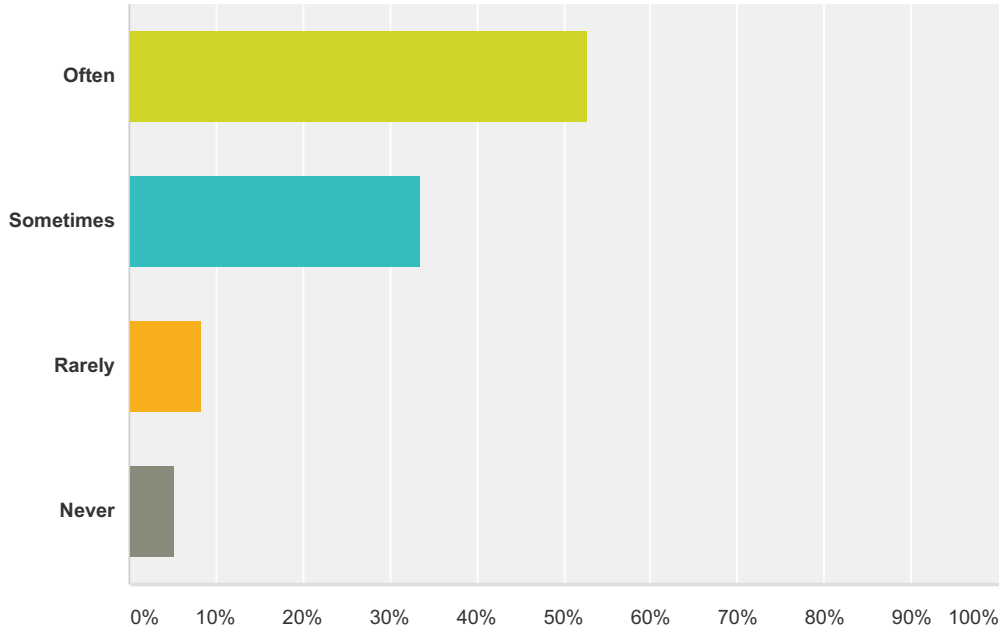
Answer Choices	Responses
South of Market	65.03% 1,664
North Beach	37.83% 968
Marina / Cow Hollow	17.86% 457
Tenderloin / Nob Hill	33.53% 858
Fillmore / Japantown	30.75% 787
Castro	43.85% 1,122

Improving All-Night Transportation in San Francisco

Mission	70.65%	1,808
Other San Francisco (specify below)	22.74%	582
East Bay (specify below)	31.77%	813
North Bay (specify below)	2.38%	61
South Bay (specify below)	6.14%	157
Total Respondents: 2,559		

Q8 How often do you choose *not* to travel to, from or within San Francisco between midnight and 5 am because it is inconvenient?

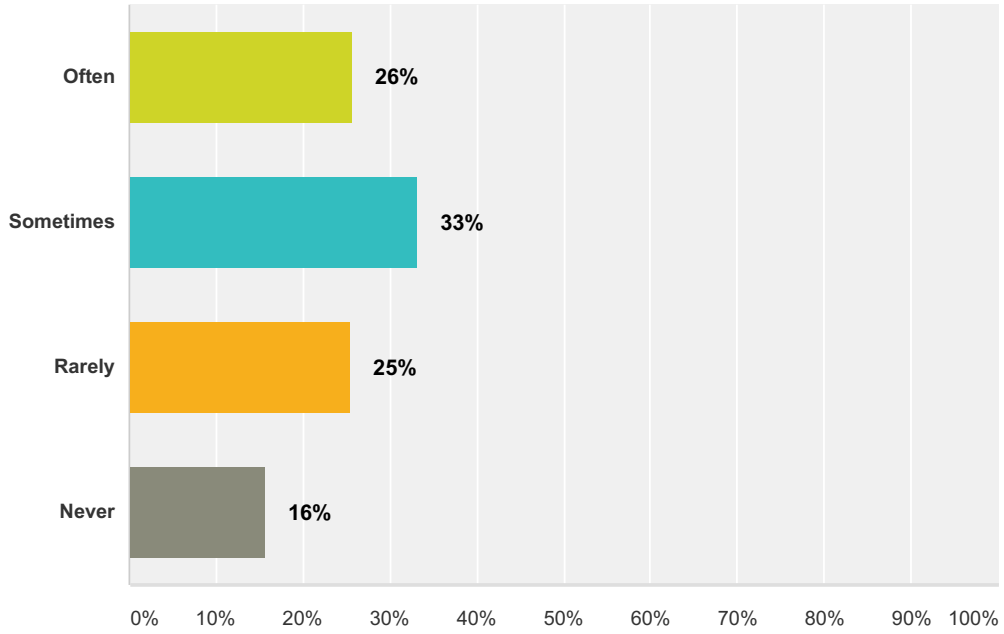
Answered: 2,608 Skipped: 197



Answer Choices	Responses
Often	52.84% 1,378
Sometimes	33.70% 879
Rarely	8.28% 216
Never	5.18% 135
Total	2,608

Q9 How often do you choose *not* to travel to, from or within San Francisco between midnight and 5 am because it feels unsafe?

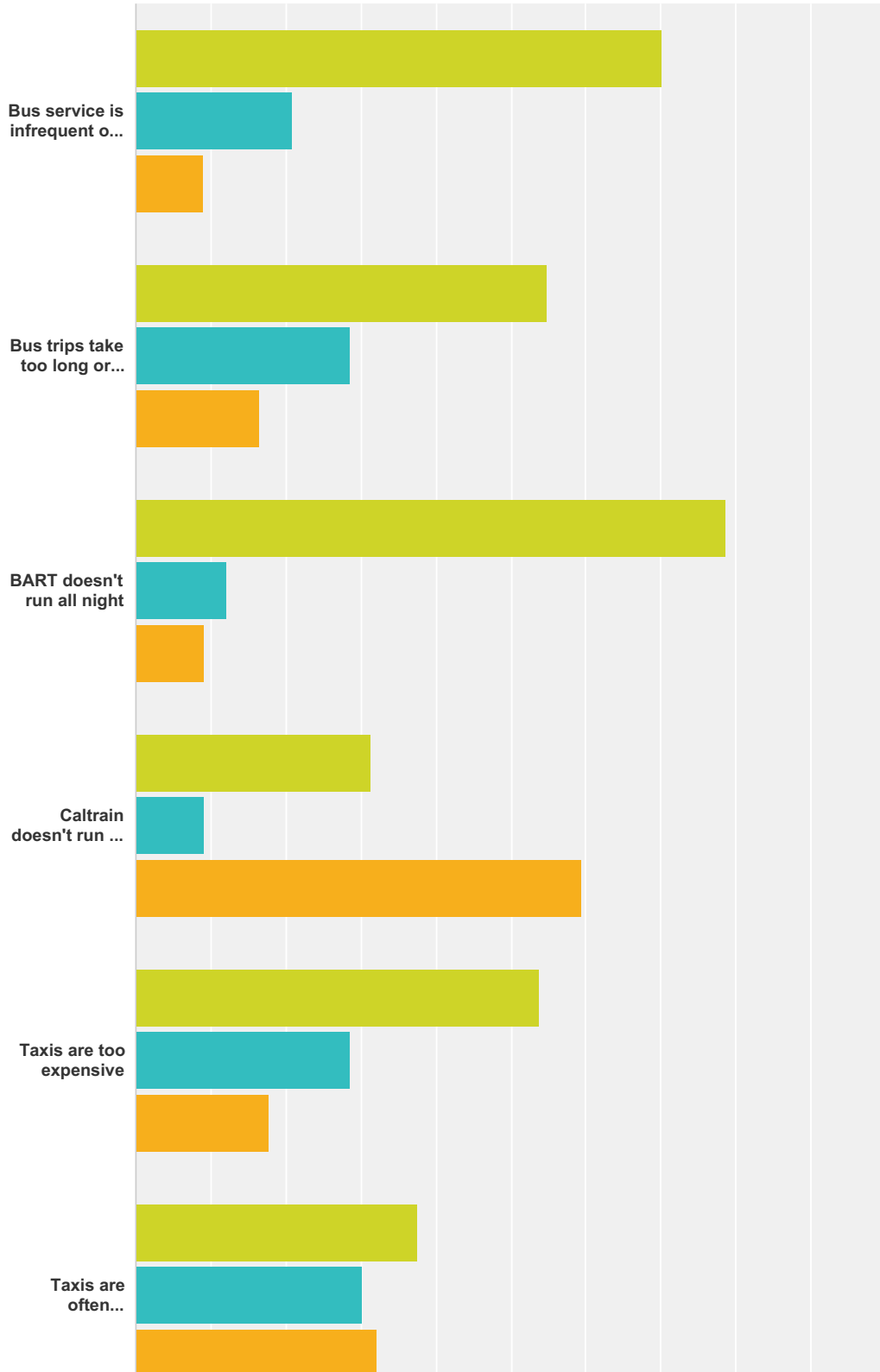
Answered: 2,609 Skipped: 196



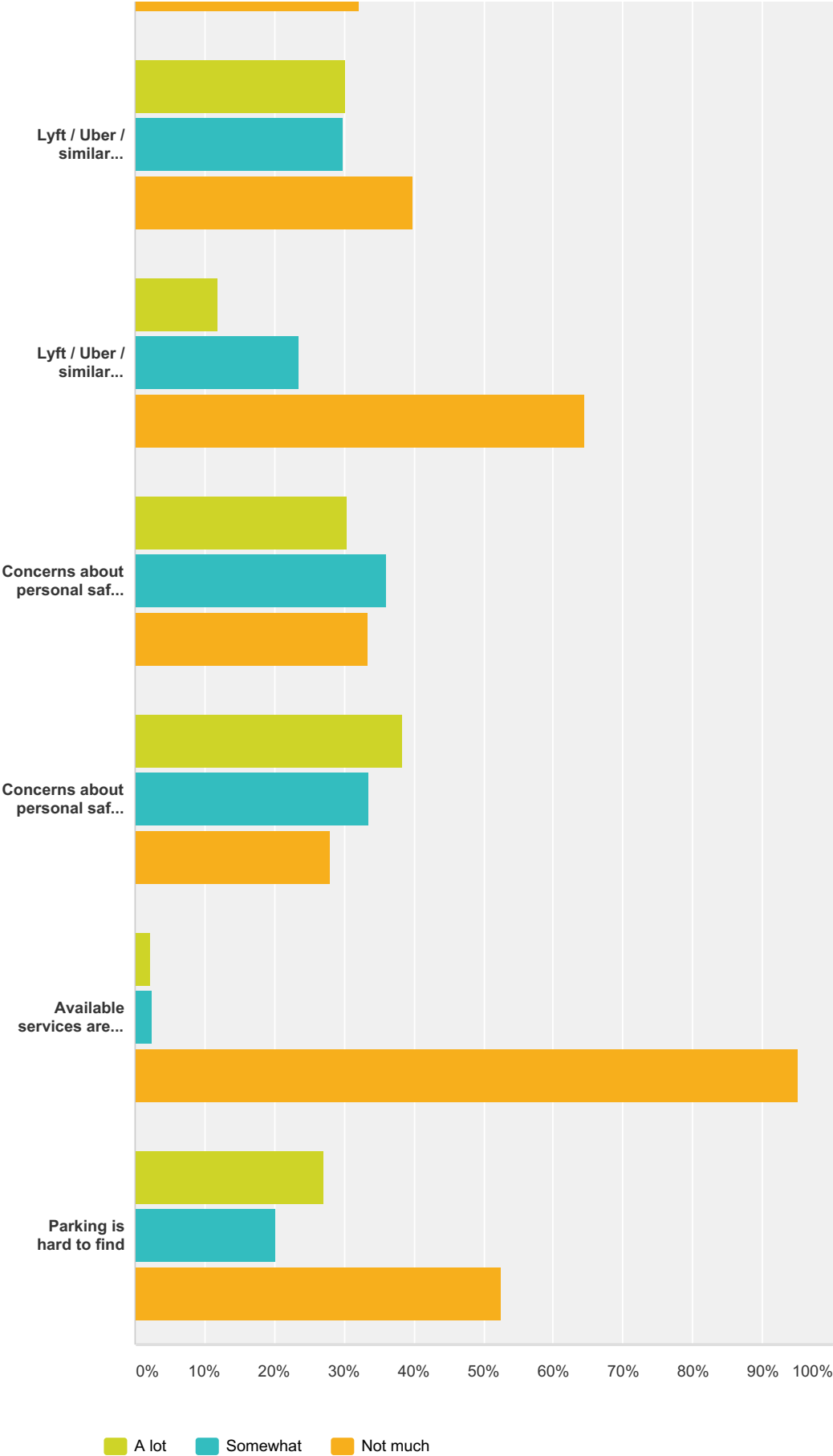
Answer Choices	Responses
Often	26% 671
Sometimes	33% 865
Rarely	25% 662
Never	16% 411
Total	2,609

Q10 How much do these issues affect the choices you make regarding travel to, from or within San Francisco between midnight and 5 am?

Answered: 2,612 Skipped: 193



Improving All-Night Transportation in San Francisco

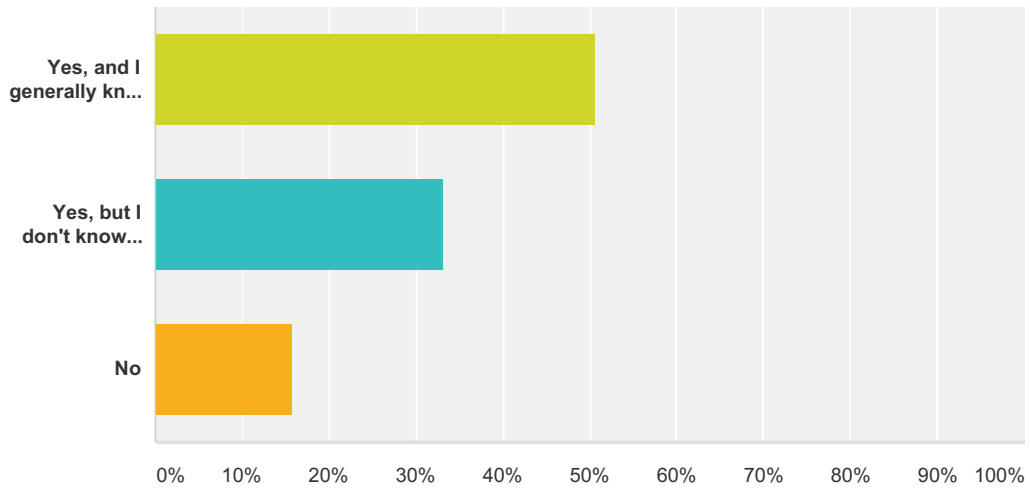


Improving All-Night Transportation in San Francisco

	A lot	Somewhat	Not much	Total
Bus service is infrequent or unreliable	70.15% 1,772	20.86% 527	8.99% 227	2,526
Bus trips take too long or require a transfer	54.83% 1,339	28.62% 699	16.54% 404	2,442
BART doesn't run all night	78.71% 2,000	12.08% 307	9.21% 234	2,541
Caltrain doesn't run all night	31.26% 708	9.14% 207	59.60% 1,350	2,265
Taxis are too expensive	53.79% 1,313	28.55% 697	17.66% 431	2,441
Taxis are often unavailable	37.58% 885	30.28% 713	32.14% 757	2,355
Lyft / Uber / similar services are too expensive	30.25% 702	29.90% 694	39.85% 925	2,321
Lyft / Uber / similar services are often unavailable	11.89% 267	23.65% 531	64.45% 1,447	2,245
Concerns about personal safety or security on transit	30.40% 730	36.19% 869	33.40% 802	2,401
Concerns about personal safety or security when walking or biking	38.36% 919	33.64% 806	28.01% 671	2,396
Available services aren't wheelchair-accessible	2.32% 51	2.45% 54	95.23% 2,098	2,203
Parking is hard to find	27.18% 632	20.17% 469	52.65% 1,224	2,325

Q11 Are you aware of Muni and transbay buses that run all night?

Answered: 2,606 Skipped: 199



Answer Choices	Responses
Yes, and I generally know where these buses run	50.81% 1,324
Yes, but I don't know where they run	33.23% 866
No	15.96% 416
Total	2,606

Q12 Please use the space below to share with us any additional concerns or comments you have regarding all-night transportation in San Francisco, or any suggestions or ideas for improving it.

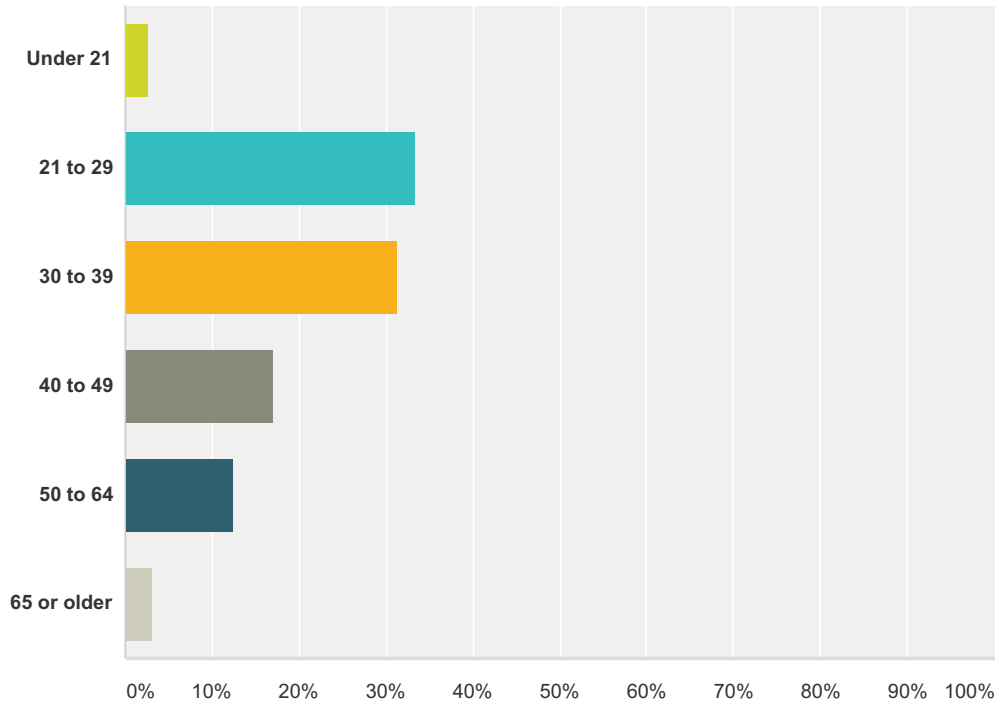
Answered: 1,042 Skipped: 1,763

Q13 What is your home zip code?

Answered: 2,558 Skipped: 247

Q14 How old are you?

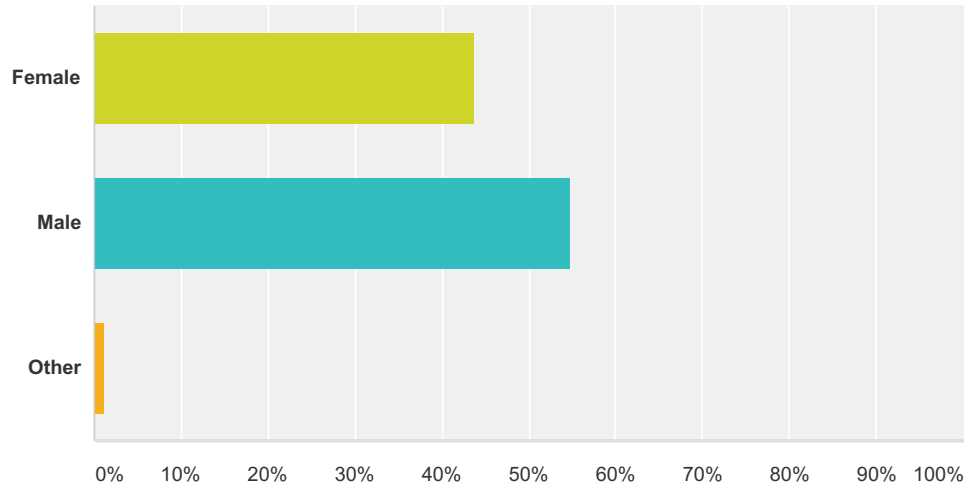
Answered: 2,598 Skipped: 207



Answer Choices	Responses
Under 21	2.69% 70
21 to 29	33.33% 866
30 to 39	31.29% 813
40 to 49	17.05% 443
50 to 64	12.43% 323
65 or older	3.19% 83
Total	2,598

Q15 What is your gender?

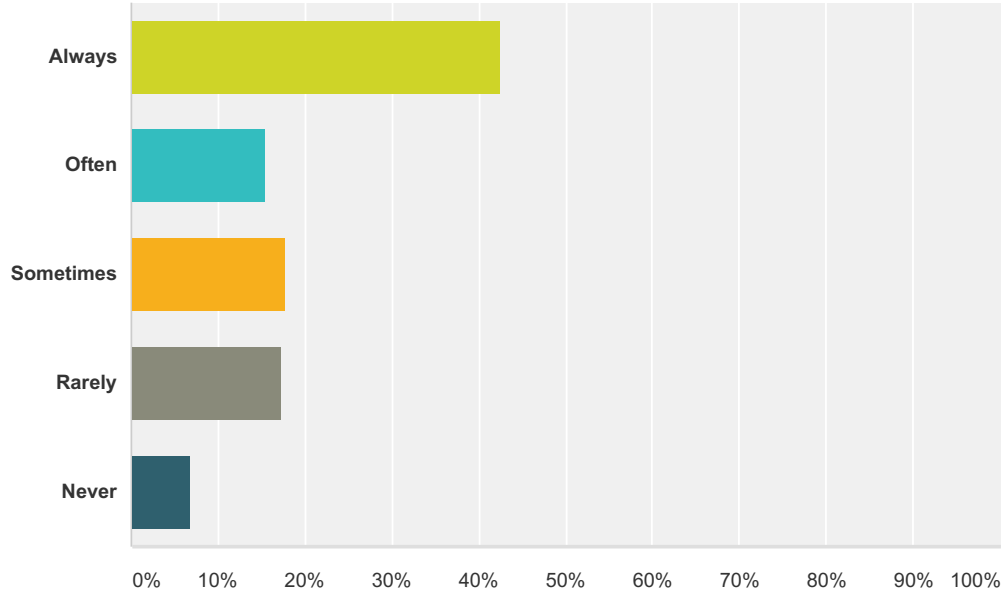
Answered: 2,593 Skipped: 212



Answer Choices	Responses
Female	43.81% 1,136
Male	54.99% 1,426
Other	1.20% 31
Total	2,593

Q16 How often do you have ready and easy access to a car, either as a driver or passenger?

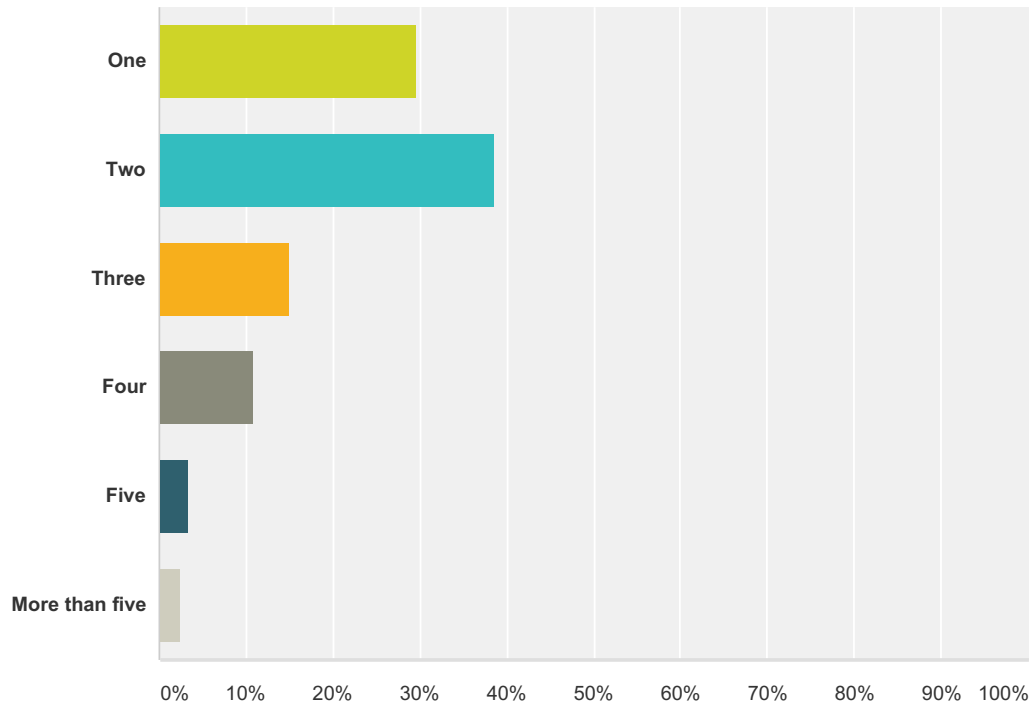
Answered: 2,602 Skipped: 203



Answer Choices	Responses
Always	42.58% 1,108
Often	15.37% 400
Sometimes	17.68% 460
Rarely	17.41% 453
Never	6.96% 181
Total	2,602

Q17 How many people are there in your household?

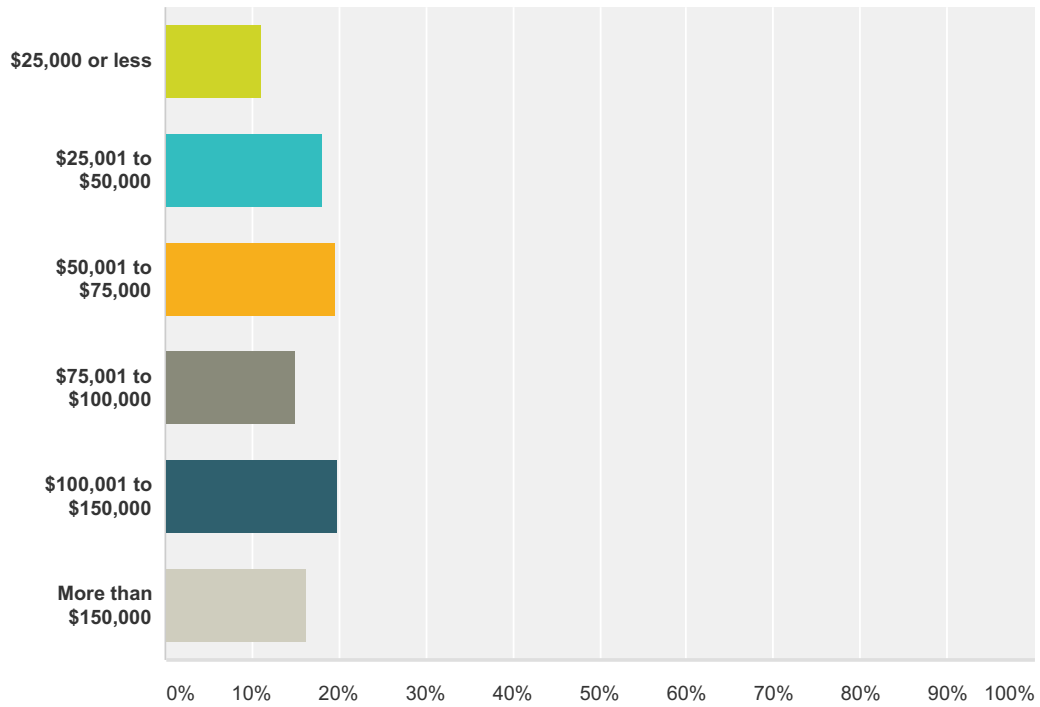
Answered: 2,579 Skipped: 226



Answer Choices	Responses
One	29.74% 767
Two	38.62% 996
Three	15.08% 389
Four	10.78% 278
Five	3.30% 85
More than five	2.48% 64
Total	2,579

Q18 What is your annual household income before taxes?

Answered: 2,478 Skipped: 327



Answer Choices	Responses
\$25,000 or less	11.14% 276
\$25,001 to \$50,000	18.20% 451
\$50,001 to \$75,000	19.61% 486
\$75,001 to \$100,000	15.05% 373
\$100,001 to \$150,000	19.81% 491
More than \$150,000	16.18% 401
Total	2,478

Q19 If you would like to be entered in the drawing for one of three \$50 Clipper cards, please provide your email address or phone number in the box below. Your contact information will not be used for any other purposes.

Answered: 1,973 Skipped: 832

Q20 If you would like to be notified about public meetings related to the all-night transportation study, please enter your email address in the box below. Your email address will not be used for any other purposes.

Answered: 671 Skipped: 2,134